





# SATURN OMNI 3000

## INSTRUCTION SHEET for 12 & 240volt




Use adaptor plugs (G) where necessary for your specific connections.


**1** Remove protective bubble wrap from **Saturn Omni 3000 (F)**. Connect one end of the 5m cable (E) to the plug on the back of the antenna (Do not over tighten)



**2** Stretch black tape (it stretches to twice its size) (C) around connection where cable is joined to antenna, to make a waterproof connection. NO TAPE NO WARRANTY!!!!!! (If black tape is lost, use insulation tape)



**3** Plug the other end of the 5m cable (E) into socket on the outside of caravan. Fit antenna (F) onto mast.



**4** Plug 12v (A) or 240v (B) power supply marked **AMPLIFIER** into TV wall socket. Plug one end of the short lead (D) to the power supply marked **DISTRIBUTION/TELEVISION**. Plug other end of the short lead (D) into back of TV.

**If removing cigarette lighter plug from 12v power supply, white striped wire is positive.**

**5** Turn television on and tune for channels.—Refer to your television manual.

**If you think it is not working, refer to Trouble Shooters Guide on reverse side**